



SOUTH SANTA BARBARA COUNTY

RESIDENTIAL STATISTICS

www.fidelitysb.com | www.chicagotitlesb.com

JULY 2020

SINGLE FAMILY	 \$2,520,728 Average Sales Price \$1,675,000 Median Sales Price	CONDOMINIUM	 \$894,278 Average Sales Price \$764,000 Median Sales Price	SINGLE FAMILY	Sales Avg Median Carp \$1,001,250 \$900,000. Gol \$1,246,560 \$1,072,500 Mont \$4,732,235 \$3,812,500 HR \$3,775,000 \$2,700,000 SB \$1,750,941 \$1,550,000 Summ \$2,704,833 \$2,482,000
					Sale Price Avg. Median Carp \$958,188 \$603,750 Gol \$737,250 \$762,500 Mont \$1,409,875 \$1,382,500 Hope Ranch n/a SB \$861,795 \$774,500 Summ n/a n/a



127
Single Family Sold
 July 2020

SINGLE	July 2020 SALES Carpinteria 8 Goleta 25 Montecito 34 Hope Ranch 6 Santa Barbara 51 Summerland 3

CONDOMINIUM	July 2020 SALES Carpinteria 8 Goleta 25 Montecito 8 Hope Ranch n/a Santa Barbara 22 Summerland n/a


Total Sales
190
 (↓ 3%)
 July '20 v. July '19



63
Condos Sold
 July 2020

CONDOMINIUM	July 2020 SALES Carpinteria 8 Goleta 25 Montecito 8 Hope Ranch n/a Santa Barbara 22 Summerland n/a

Average Days on Market	
------------------------	--



CASH SALES
30%

SFR/PUD	CONDO
83	82

Inventory
4.03 month supply



Condominium
 July'20 v. July '19

↓ **-19%**
 2020 **63** Total Sales
 2019 **78** Total Sales

↑ **10%**
 2020 **\$894,278** Average
 2019 **\$809,445** Average

↑ **21%**
 2020 **\$764,000** Median
 2019 **\$633,750** Median



Single Family
 July '20 v. July '19

↑ **9%**
 2020 **127** Total Sales
 2019 **117** Total Sales



↑ **32%**
 2020 **\$2,520,728**, Average
 2019 **\$1,912,491** Average



↑ **43%**
 2020 **\$1,675,000** Median
 2019 **\$1,172,000** Median





SOUTH SANTA BARBARA COUNTY RESIDENTIAL STATISTICS





July
YTD 2020

www.fidelitysb.com | www.chicagotitlesb.com

SINGLE FAMILY	 \$2,001,949 Average Sales Price \$1,375,000 Median Sales Price	CONDOMINIUM	 \$863,934 Average Sales Price \$741,500 Median Sales Price	Total Sales 915 (↓ -%20) \$1,683,554 (↑ %10) Average \$1,133,000 (↑ %12) Median July '20 V July '19
----------------------	--	--------------------	--	---

 659 Single Family Sold Jan-July 2020	SINGLE FAMILY	CONDOMINIUM
	YTD 2020 SALES Carpinteria 42 Sales: \$1,536,299 Avg \$1,025,250. Median Goleta 149 Sales \$1,166,877 Avg \$1,000,000 Median. Montecito 132 Sales \$3,966,000 Avg. \$3,335,000 Median Hope Ranch 18 Sales \$3,908,351 Avg. \$3,062,500 Median Santa Barbara 306 Sales \$1,468,828 Avg \$1,255,000 Median. Summerland 12 Sales \$3,130,958 Avg \$2,002,250 Median.	YTD 2020 SALES Carpinteria: 32 Sales \$655,859 Avg. Price \$532,500 Median Goleta 97 Sales \$702,727 Avg. Price \$743,000 Median Montecito 21 Sales \$1,785,810. AvgPrice 1,800,000 Median Hope Ranch n/a Santa Barbara 104 Sales \$896,577 Avg. Price \$766,000 Median Summerland 2 Sales \$634,500 Avg Price \$634,500 Median
 256 Condos Sold Jan-July 2020		

 Condominium Jan.- July '20 v Jan July '19	 -35% 2020 256 Total Sales 2019 396 Total Sales	 9% 2020 \$863,934 Average 2019 \$791,637 Average	 6% 2020 \$741,500 Median 2019 \$698,250 Median
--	---	---	---

 SingleFamily Jan-July '20 v Jan-July '19	 -13% 2020 659 Total Sales 2019 754 Total Sales	 4% 2020 \$2,001,949 Average 2019 \$1,923,884 Average	 10% 2020 \$1,375,000 Median 2019 \$1,250,000 Median
---	---	---	--



REVIEW IN NUMBERS

july 2020 ytd · south santa barbara county

TOTAL SALES

915

SINGLE FAMILY RESIDENCE SALES

659

CONDOMINIUM SALES

256

All information provided is deemed reliable, but has not been verified & we do not guarantee it. We recommend that buyers make their own inquiries. DRE #01206734. Data taken from CORT through July 2020.



SINGLE FAMILY

south santa barbara county · july 2020 ytd

AVERAGE SALES PRICE

\$2,001,949

+4% change from 2019

MEDIAN SALES PRICE

\$1,375,000

+10% change from 2019

CONDOMINIUM

south santa barbara county · july 2020 ytd

AVERAGE SALES PRICE

\$863,934

+9% change from 2019

MEDIAN SALES PRICE

\$741,500

-23% change from 2019

CARPINTERIA

SINGLE FAMILY RESIDENCES

total sales · YTD

42

average sales price · YTD

\$1,536,299

median sales price · YTD

\$1,025,250

CONDOMINIUM HOMES

total sales · YTD

32

average sales price · YTD

\$655,859

median sales price · YTD

\$532,500

SUMMERLAND

SINGLE FAMILY RESIDENCES

total sales · YTD

12

average sales price · YTD

\$3,130,958

median sales price · YTD

\$2,002,250

CONDOMINIUM HOMES

total sales · YTD

2

average sales price · YTD

\$634,500

median sales price · YTD

\$634,500

MONTECITO

SINGLE FAMILY RESIDENCES

total sales · YTD

132

average sales price · YTD

\$3,966,000

median sales price · YTD

\$3,335,000

CONDOMINIUM HOMES

total sales · YTD

21

average sales price · YTD

\$1,785,810

median sales price · YTD

\$1,800,000

SANTA BARBARA

SINGLE FAMILY RESIDENCES

total sales · YTD

306

average sales price · YTD

\$1,468,828

median sales price · YTD

\$1,255,000

CONDOMINIUM HOMES

total sales · YTD

104

average sales price · YTD

\$896,577

median sales price · YTD

\$766,000

HOPE RANCH

SINGLE FAMILY RESIDENCES

total sales · YTD

18

average sales price · YTD

\$3,908,351

median sales price · YTD

\$3,062,500

GOLETA

SINGLE FAMILY RESIDENCES

total sales · YTD

149

average sales price · YTD

\$1,166,877

median sales price · YTD

\$1,000,000

CONDOMINIUM HOMES

total sales · YTD

97

average sales price · YTD

\$702,727

median sales price · YTD

\$743,000