



# REVIEW IN NUMBERS

January 2020 ytd · South Santa Barbara County

## TOTAL SALES

129 (+7% change from 2019)

## SINGLE FAMILY RESIDENCE SALES

96 (+14% change from 2019)

## CONDOMINIUM SALES

33 (-11% change from 2019)

All information provided is deemed reliable, but has not been verified & we do not guarantee it. We recommend that buyers make their own inquiries. DRE #01206734. Data taken from CORT through Jan 2020.

VILLAGE PROPERTIES  
REALTORS

# SINGLE FAMILY

south santa barbara county · january 2020 ytd

AVERAGE SALES PRICE

\$1,687,451

-26% change from 2019

MEDIAN SALES PRICE

\$1,302,500

-0.3% change from 2019

---

# CONDOMINIUM

south santa barbara county · january 2020 ytd

AVERAGE SALES PRICE

\$829,121

+8% change from 2019

MEDIAN SALES PRICE

\$740,000

-1% change from 2019

# CARPINTERIA

## SINGLE FAMILY RESIDENCES

total sales · YTD

6

average sales price · YTD

\$2,104,000

median sales price · YTD

\$1,342,500

## CONDOMINIUM HOMES

total sales · YTD

8

average sales price · YTD

\$552,188

median sales price · YTD

\$508,250

# SUMMERLAND

## SINGLE FAMILY RESIDENCES

total sales · YTD

3

average sales price · YTD

\$1,283,667

median sales price · YTD

\$1,237,000

## CONDOMINIUM HOMES

total sales · YTD

0

average sales price · YTD

n/a

median sales price · YTD

n/a

# MONTECITO

## SINGLE FAMILY RESIDENCES

total sales · YTD

18

average sales price · YTD

\$3,029,028

median sales price · YTD

\$2,720,000

## CONDOMINIUM HOMES

total sales · YTD

2

average sales price · YTD

\$1,950,000

median sales price · YTD

\$1,950,000

# SANTA BARBARA

## SINGLE FAMILY RESIDENCES

total sales · YTD

47

average sales price · YTD

\$1,262,989

median sales price · YTD

\$1,159,000

## CONDOMINIUM HOMES

total sales · YTD

12

average sales price · YTD

\$896,583

median sales price · YTD

\$709,750

# HOPE RANCH

## SINGLE FAMILY RESIDENCES

total sales · YTD

2

average sales price · YTD

\$4,167,163

median sales price · YTD

\$4,167,163

# GOLETA

## SINGLE FAMILY RESIDENCES

total sales · YTD

19

average sales price · YTD

\$1,118,053

median sales price · YTD

\$1,055,000

## CONDOMINIUM HOMES

total sales · YTD

11

average sales price · YTD

\$753,136

median sales price · YTD

\$745,000






# SOUTH SANTA BARBARA COUNTY

## RESIDENTIAL STATISTICS

www.fidelitysb.com | www.chicagotitlesb.com

# JAN 2020

SINGLE FAMILY	 <b>\$1,687,451</b> Average Sales Price  <b>\$1,302,500</b> Median Sales Price	CONDOMINIUM	 <b>\$829,121</b> Average Sales Price  <b>\$740,000</b> Median Sales Price	SINGLE FAMILY	<b>Sales</b> Avg   Median <b>Carp</b> \$2,104,000   \$1,342,500. <b>Gol</b> \$1,118,053   \$1,055,000 <b>Mont</b> \$3,029,028   \$2,720,000 <b>HR</b> \$4,167,163   \$4,167,163 <b>SB</b> \$1,262,989   \$1,159,000 <b>Summ</b> \$1,283,667   \$1,2372,000
	CONDOMINIUM <b>Sale Price</b> Avg.   Median <b>Carp</b> \$552,188   \$508,250 <b>Gol</b> \$753,136   \$745,000 <b>Mont</b> \$1,950,000   \$1,950,000 <b>Hope Ranch</b> n/a <b>SB</b> \$896,583   \$709,750 <b>Summ</b> n/a				

  
**96**  
**Single Family Sold**  
 January 2020

**SINGLE**

**January 2020 SALES**

- Carpinteria 6
- Goleta 19
- Montecito 18
- Hope Ranch 2
- Santa Barbara 47
- Summerland 3

**CONDOMINIUM**

**January 2020 SALES**

- Carpinteria 8
- Goleta 11
- Montecito 2
- Hope Ranch 0
- Santa Barbara 12
- Summerland 0

**Total Sales**

**129**

(↑7%)

Jan '20 v. Jan '19


  
**33**  
**Condos Sold**  
 January 2020









Average Days on Market

SFR	CONDO/PUD
<b>80</b>	<b>65</b>

**Inventory**

**3.23** month supply

  
**CASH SALES**  
**28%**

 Condominium JAN'20 v. JAN '19	 <b>-11%</b> 2020 <b>33</b> Total Sales 2019 <b>37</b> Total Sales	 <b>8%</b> 2020 <b>\$829,121</b> Average 2019 <b>\$767,959</b> Average	 <b>-1%</b> 2020 <b>\$740,000</b> Median 2019 <b>\$749,000</b> Median
 Single Family JAN '20 v. JAN '19	 <b>14%</b> 2020 <b>96</b> Total Sales 2019 <b>84</b> Total Sales	 <b>-26%</b> 2020 <b>\$1,687,451</b> Average 2019 <b>\$2,265,486</b> Average	 <b>-.3%</b> 2020 <b>\$1,302,500</b> Median 2019 <b>\$1,307,000</b> Median